

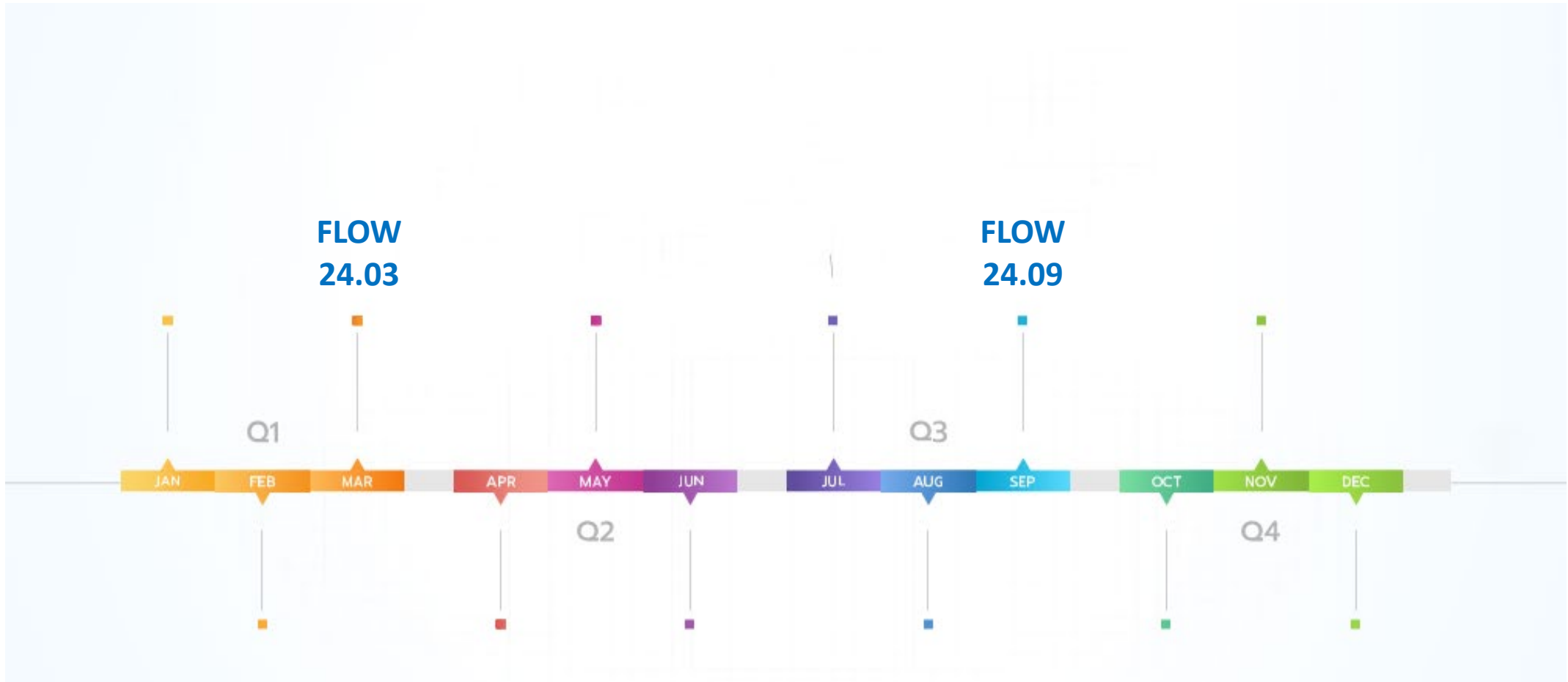


Flow 24.03

March 2024

The information contained in this document is confidential and reserved solely for the intended recipient(s). It may not be used, published or redistributed without prior written consent.

Flow: 2 official releases a year



Flow 24.03: Improved Performance

- Flow benefits from the Microsoft .NET version 7.0
- *“NET 7 is designed to deliver faster and more efficient performance with greater reliability, with hundreds of performance improvements contributing to its speed.”*
- Flow is now supported by a more robust platform for reliable processing speeds and improved user experience, as it benefits from the new HYBRID architecture: MyCLOUDFLOW replaces CLOUDFLOW for files processing and softproofing.
- Benchmarks reveal that complex files process up to 10 times faster – without interrupting current user expectations.



Flow 24.03: Deployment steps

- This release will be implemented in several phases:
 - Step 1 :
 - Migrate backend infrastructure
 - upgrade the Flow software
 - Step 2 :
 - Migrate to improved ProofClient : MyCLOUDFLOW

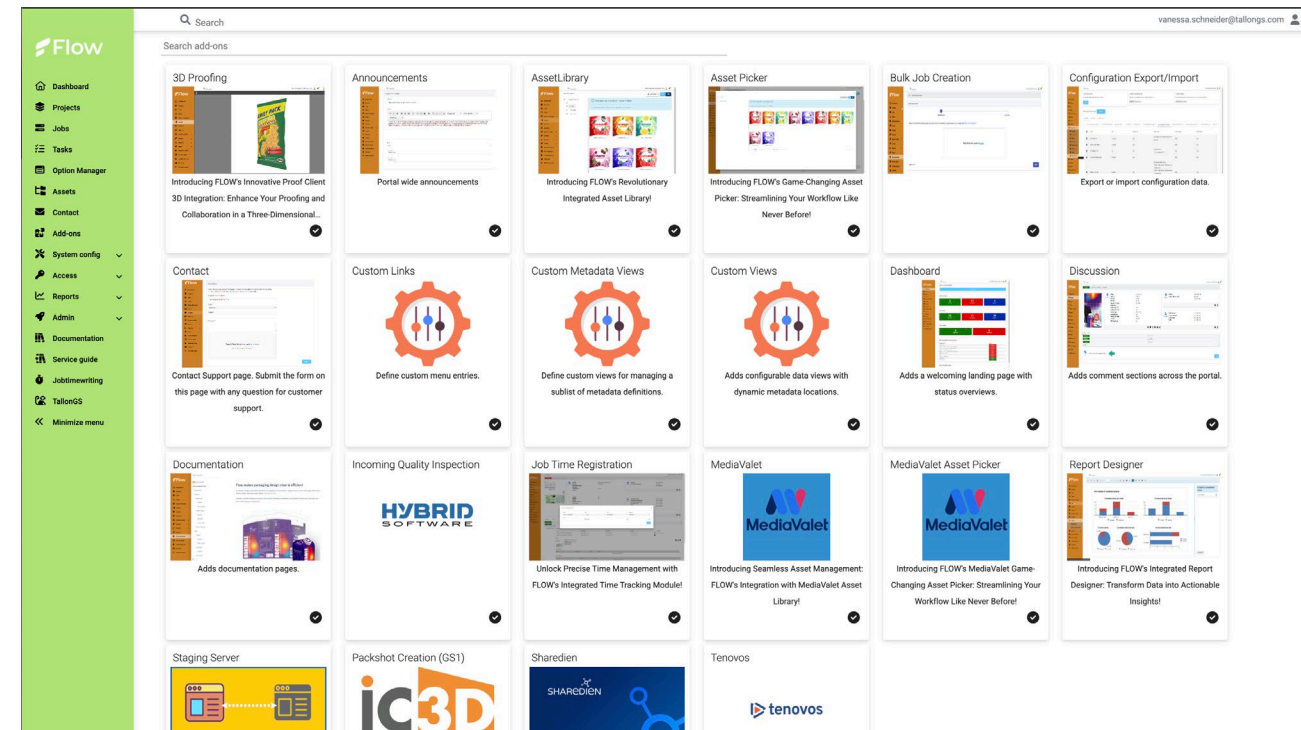
Flow 24.03: 3 new Plug-ins (option)

- Flow offers 3 new integrations with the following DAM:
 - Tenovos
 - Sharedien
 - MediaValet
- Files can be automatically sent from Flow to those asset libraries
- 2-way integration for MediaValet: Files can be selected from the asset library to be reused in Flow
- Possibility to ask for your own DAM integration (option)



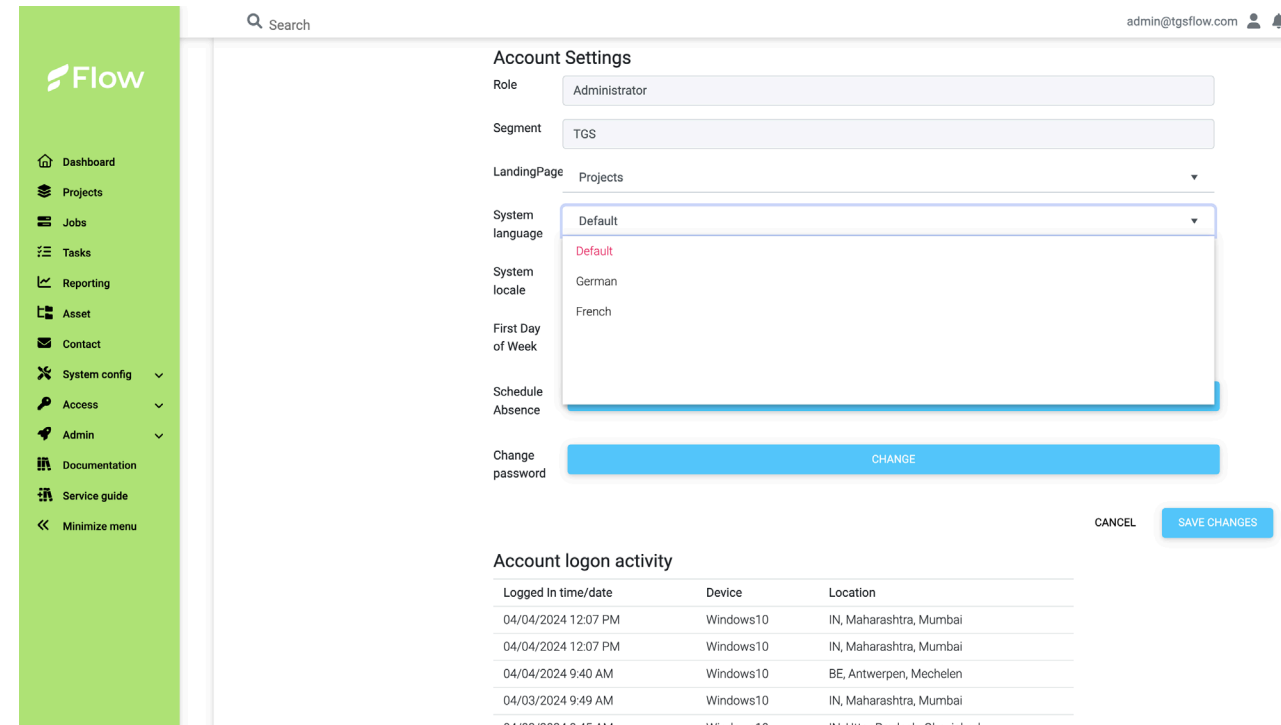
Flow 24.03: introduction of the FLOW Store

- A brand-new Store extends FLOW's functionalities on demand
- with an evolutive list of add-ons.



Flow 24.03: UI translations

- Possibility to get your user interface in English, French, German or Spanish
- Set up linked to your user preferences
- To map the preferences of your main stakeholders
- (Avatar)



The screenshot shows the 'Account Settings' page in the Flow application. The left sidebar contains navigation items: Dashboard, Projects, Jobs, Tasks, Reporting, Asset, Contact, System config, Access, Admin, Documentation, Service guide, and Minimize menu. The main content area shows the following settings:

- Role: Administrator
- Segment: TGS
- LandingPage: Projects
- System language: A dropdown menu is open, showing 'Default' (highlighted in red), 'German', and 'French'.
- System locale: German, French
- First Day of Week: (empty)
- Schedule Absence: (empty)
- Change password: CHANGE button

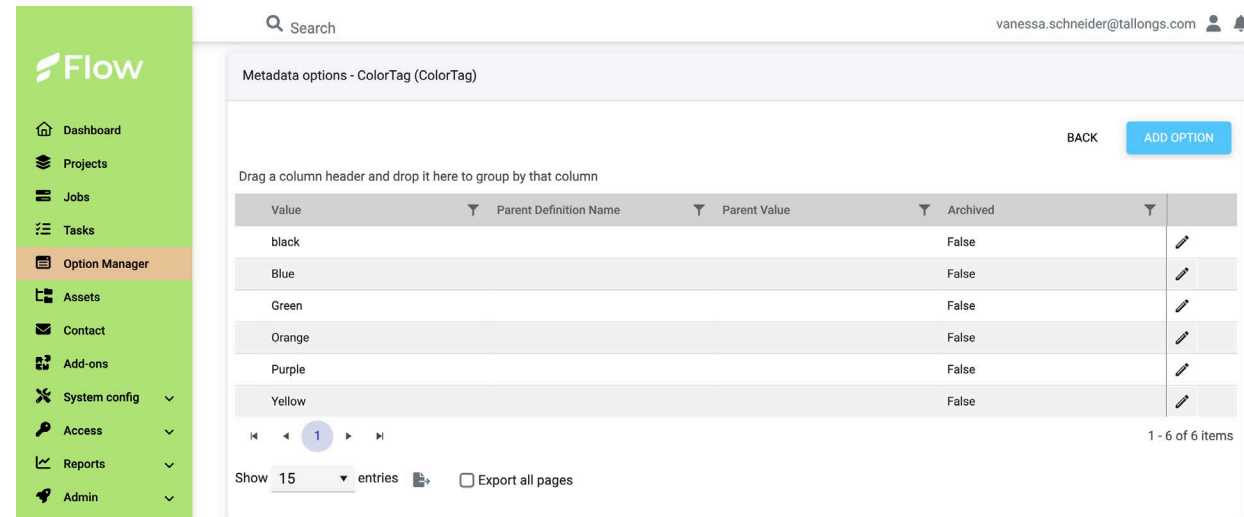
At the bottom right, there are 'CANCEL' and 'SAVE CHANGES' buttons. Below the settings is a table titled 'Account logon activity':

| Logged In time/date | Device | Location |
|---------------------|-----------|-----------------------------|
| 04/04/2024 12:07 PM | Windows10 | IN, Maharashtra, Mumbai |
| 04/04/2024 12:07 PM | Windows10 | IN, Maharashtra, Mumbai |
| 04/04/2024 9:40 AM | Windows10 | BE, Antwerpen, Mechelen |
| 04/03/2024 9:49 AM | Windows10 | IN, Maharashtra, Mumbai |
| 04/03/2024 9:45 AM | Windows10 | IN Uttar Pradesh Ghazliabad |



Flow 24.03: Tags management

- Based on metadata definition, you can group, search and report on projects, jobs and assets.
- The menu Option Manager gives you the opportunity to manage and customize your own tags and metadata values



The screenshot shows the 'Option Manager' interface in Flow. The left sidebar contains a navigation menu with 'Option Manager' highlighted. The main content area displays 'Metadata options - ColorTag (ColorTag)'. It features a table with columns for 'Value', 'Parent Definition Name', 'Parent Value', and 'Archived'. The table lists six color options: black, Blue, Green, Orange, Purple, and Yellow. Each row has an 'Archived' column with the value 'False' and an edit icon. Below the table is a pagination control showing '1 - 6 of 6 items' and a 'Show 15 entries' dropdown. There are also 'BACK' and 'ADD OPTION' buttons at the top right of the table area.

| Value | Parent Definition Name | Parent Value | Archived |
|--------|------------------------|--------------|----------|
| black | | | False |
| Blue | | | False |
| Green | | | False |
| Orange | | | False |
| Purple | | | False |
| Yellow | | | False |

ColorTag

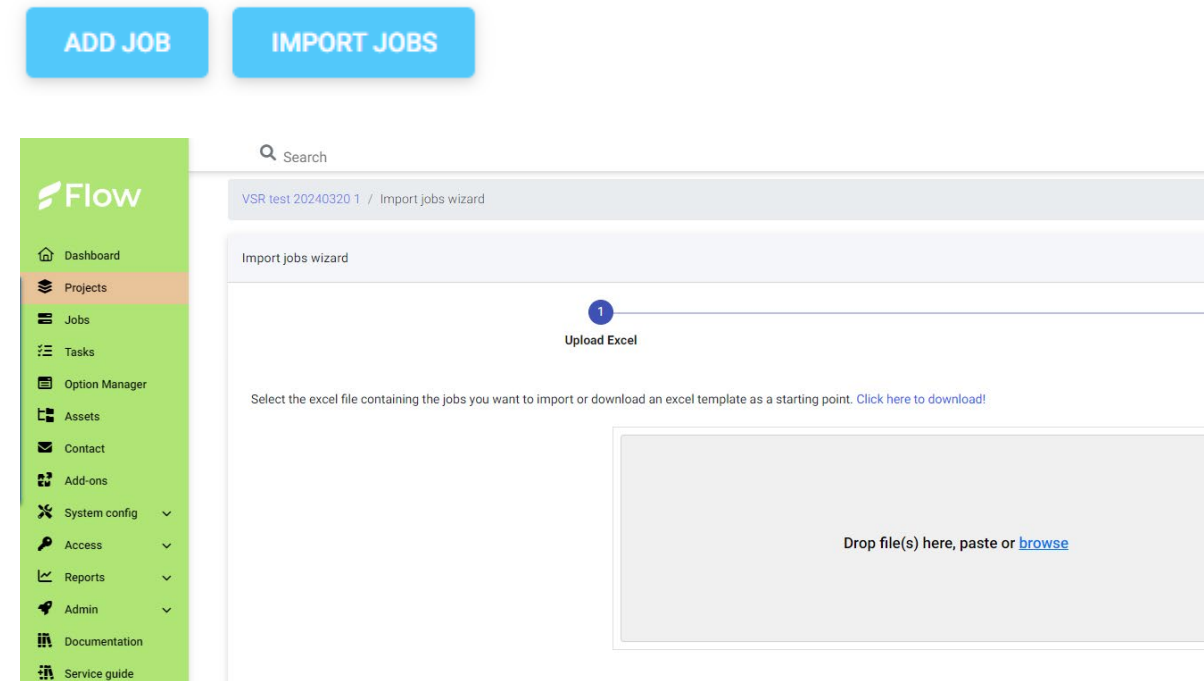
Purple

Orange

Blue

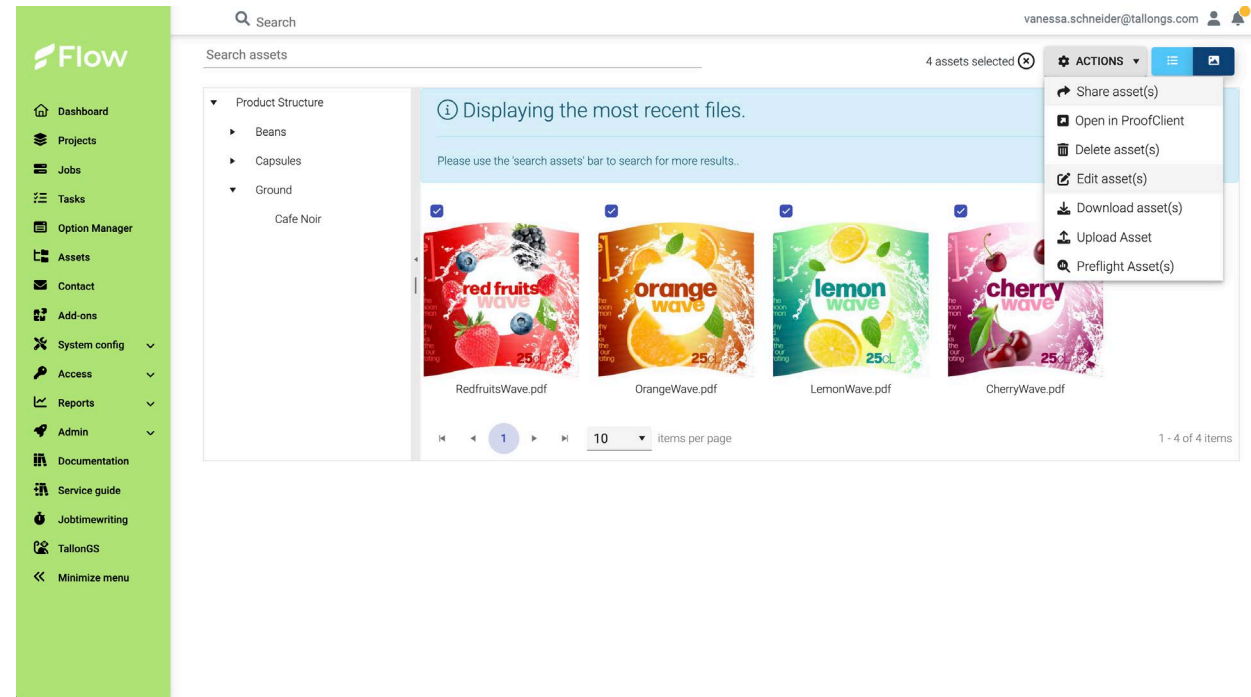
Flow 24.03: Bulk Job creation

- Import an Excel file containing all necessary information
- And create several of your jobs in a unique action
- Get your Excel template automatically from Flow, based on your own metadata structure



Flow 24.03: Bulk Edit Assets

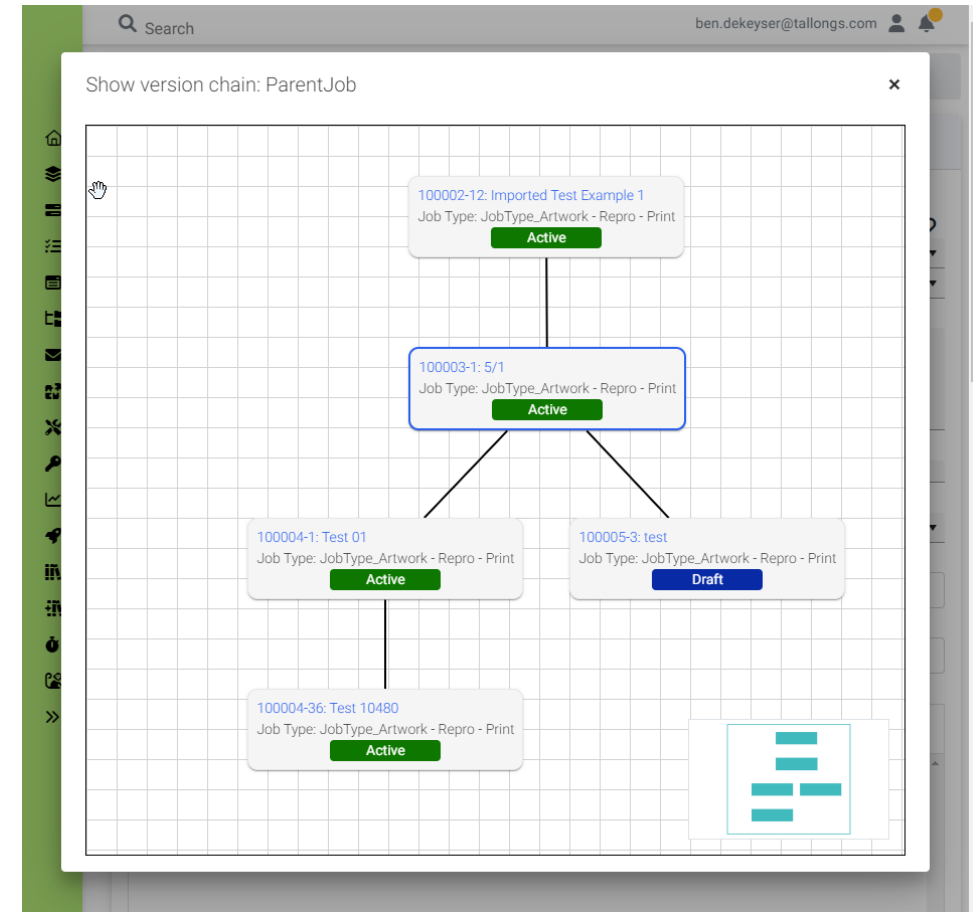
- The Asset library options are now part of an “Actions” drop down
- And you have the possibility to edit several assets by selecting them and then choosing “Edit asset(s)” in the list



The screenshot displays the Flow application interface. On the left is a green sidebar with a navigation menu including Dashboard, Projects, Jobs, Tasks, Option Manager, Assets, Contact, Add-ons, System config, Access, Reports, Admin, Documentation, Service guide, Jobtimewriting, TallonGS, and Minimize menu. The main content area shows a search bar and a list of assets under the 'Cafe Noir' category. Four assets are displayed: RedfruitsWave.pdf, OrangeWave.pdf, LemonWave.pdf, and CherryWave.pdf. All four are selected, indicated by blue checkmarks. An 'ACTIONS' dropdown menu is open, showing options: Share asset(s), Open in ProofClient, Delete asset(s), Edit asset(s), Download asset(s), Upload Asset, and Preflight Asset(s). The interface also shows a search bar, a search results message, and pagination controls.

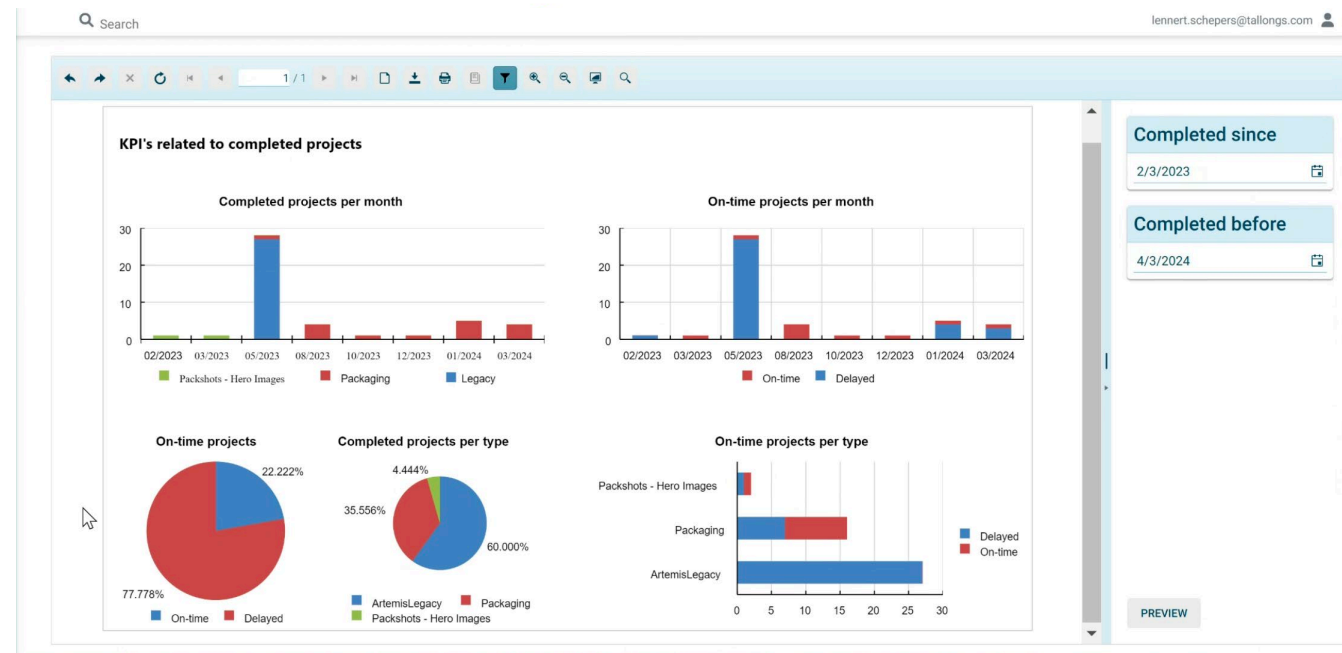
Flow 24.03: Jobs hierarchy

- Ability to create parent/child/sister relationships among jobs
- Visualize the relationship in Flow



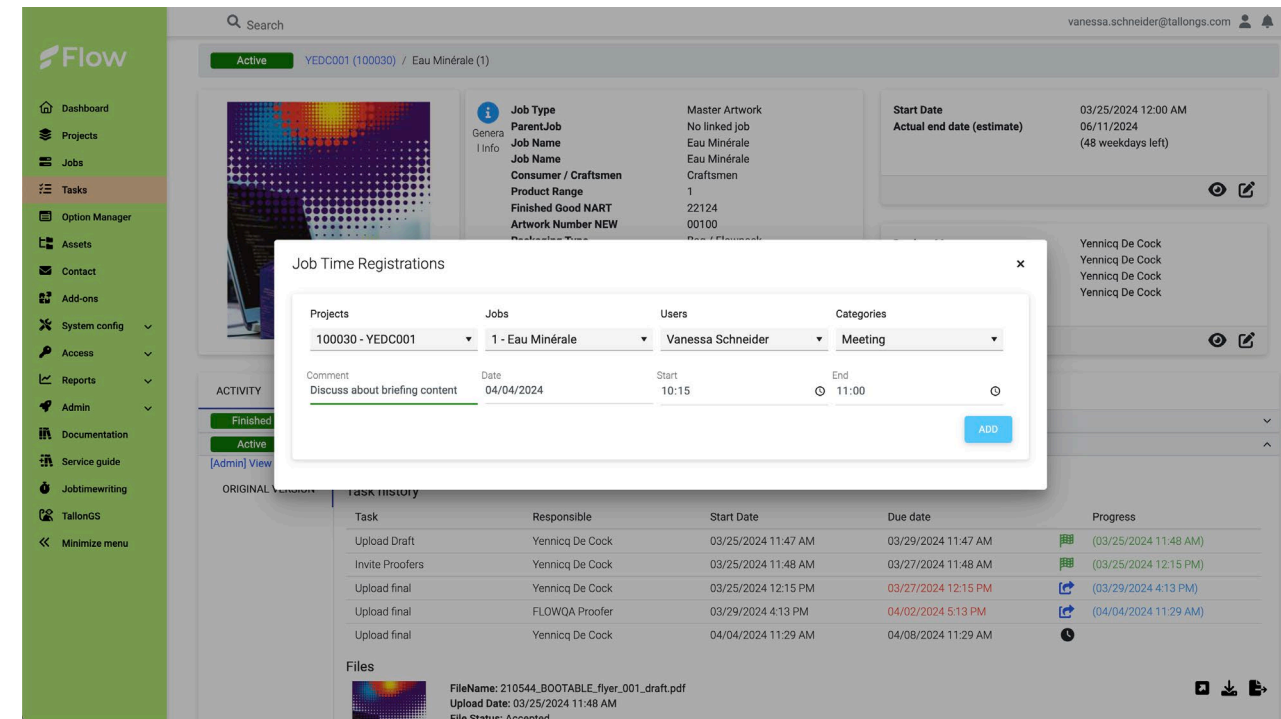
Flow 24.03: KPI reporting

- Introduction of new reporting possibilities
- Based on Telerik Reporting
- Use the new standardized report
- And ask for your customized report creation (Option)



Flow 24.03: Track time spent

- Track your time spent working on each Job
- Thanks to the Job time registration
- Which information could be included in your customized report



The screenshot displays the Flow software interface. A modal window titled "Job Time Registrations" is open, allowing a user to log time spent on a job. The modal includes dropdown menus for "Projects" (100030 - YEDC001), "Jobs" (1 - Eau Minérale), "Users" (Vanessa Schneider), and "Categories" (Meeting). It also has fields for "Comment" (Discuss about briefing content), "Date" (04/04/2024), "Start" (10:15), and "End" (11:00). An "Add" button is visible at the bottom right of the modal.

In the background, the job overview for "Eau Minérale" is visible, showing a task history table:

| Task | Responsible | Start Date | Due date | Progress |
|-----------------|-----------------|---------------------|---------------------|-----------------------|
| Upload Draft | Yennicq De Cock | 03/25/2024 11:47 AM | 03/29/2024 11:47 AM | (03/25/2024 11:48 AM) |
| Invite Proofers | Yennicq De Cock | 03/25/2024 11:48 AM | 03/27/2024 11:48 AM | (03/25/2024 12:15 PM) |
| Upload final | Yennicq De Cock | 03/25/2024 12:15 PM | 03/27/2024 12:15 PM | (03/29/2024 4:13 PM) |
| Upload final | FLOWQA Proofer | 03/29/2024 4:13 PM | 04/02/2024 5:13 PM | (04/04/2024 11:29 AM) |
| Upload final | Yennicq De Cock | 04/04/2024 11:29 AM | 04/08/2024 11:29 AM | |

Flow 24.03: Preflight your files (option)

- Possibility to use HYBRID MyCLOUDFLOW and its preflight workflow
- Decide your own preflight profile so we can make it available via Flow
- Decide on which incoming files you automate the quality inspection:
 - files provided via an upload task
 - files uploaded into Flow asset library

Analyze Set 1 [Analyze]

Input File:

Page Range:

Route on severity:

Preset:

High resolution images: 600 dpi ⚠

High Resolution Bitmaps: 1200 dpi ⚠

Low Resolution Images: 100 dpi ⚠

Low Resolution Bitmaps: 400 dpi ⚠

Bitmaps:

Out of Sync Images:

Missing Image Files:

Pattern Paints:

Detect Barcodes:

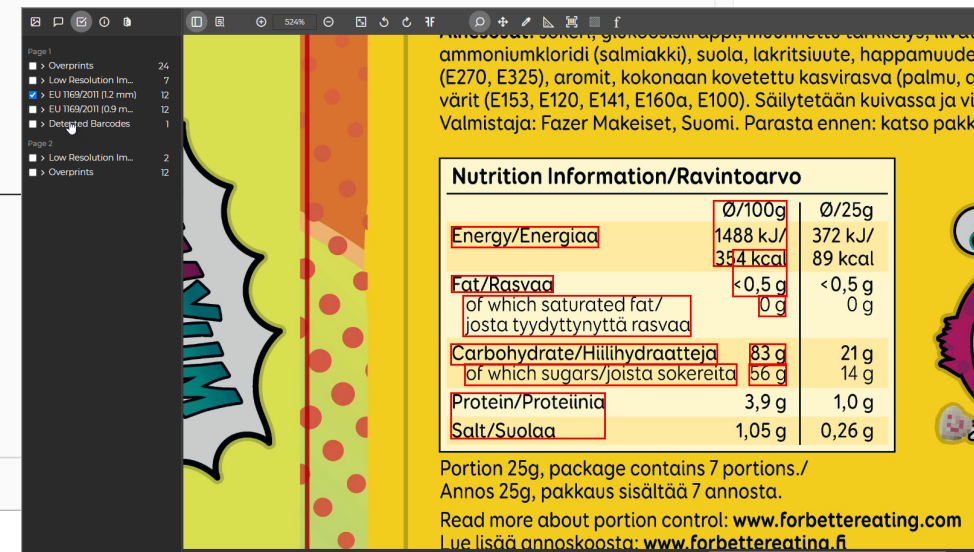
Mixed Paint Barcodes:

Illustrator Blends:

Illustrator Desktop 0.2% Colors:

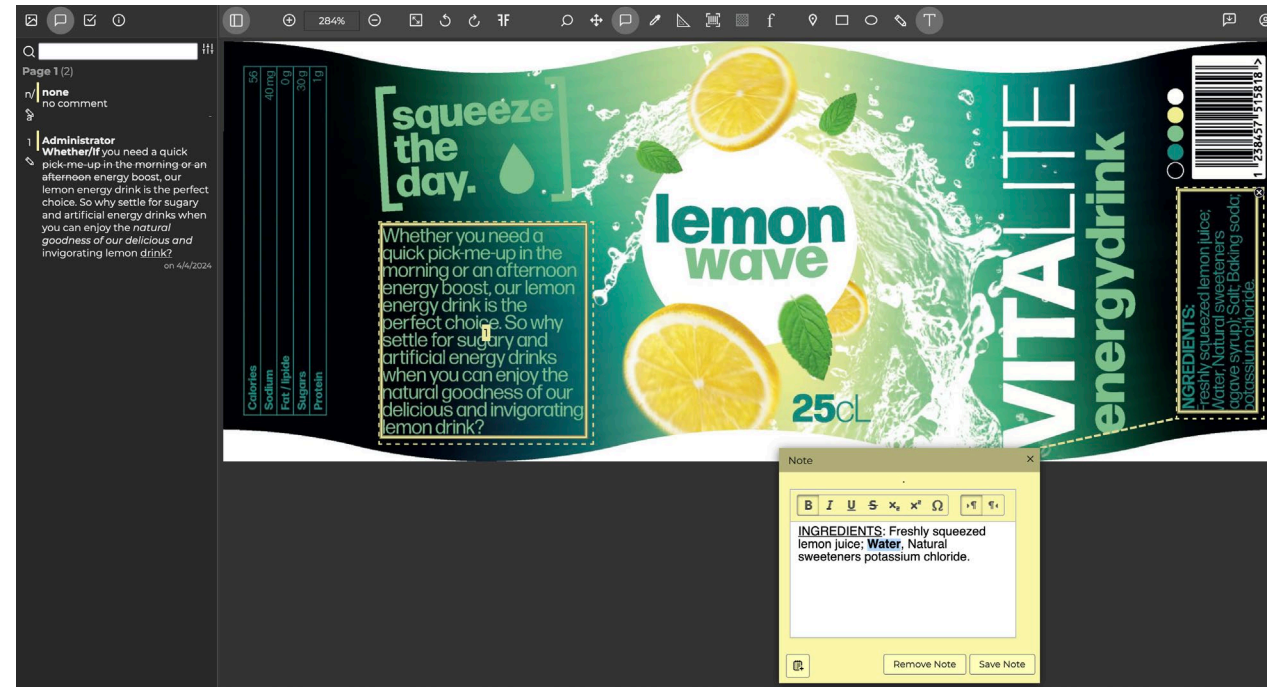
Redundant Clips:

Out of Sync Stations:



Flow 24.03: improved ProofClient

- Flow benefits from the new features from its ProofClient, among which the possibility to:
 - create notes based on a text directly selected on the artwork
 - Recognize the fonts available in the artwork file



Flow 24.03: FeedbackSummary


- The “task feedback” from the briefing tasks and the “file feedback” from the upload and proofing tasks has been merged to a single unified feedback section.

Feedback Summary ▾

ORIGINAL VERSION

REVISION 1

Files


 FileName: 210544_BOOTABLE_IT_energydrink_003_draft.pdf
 Upload Date: 25/03/2024 14:49
 File Status: Rejected
 Upload Comment:
 A comment at the UploadDraft task , uploaded the spread 003 draft pdf

Comments

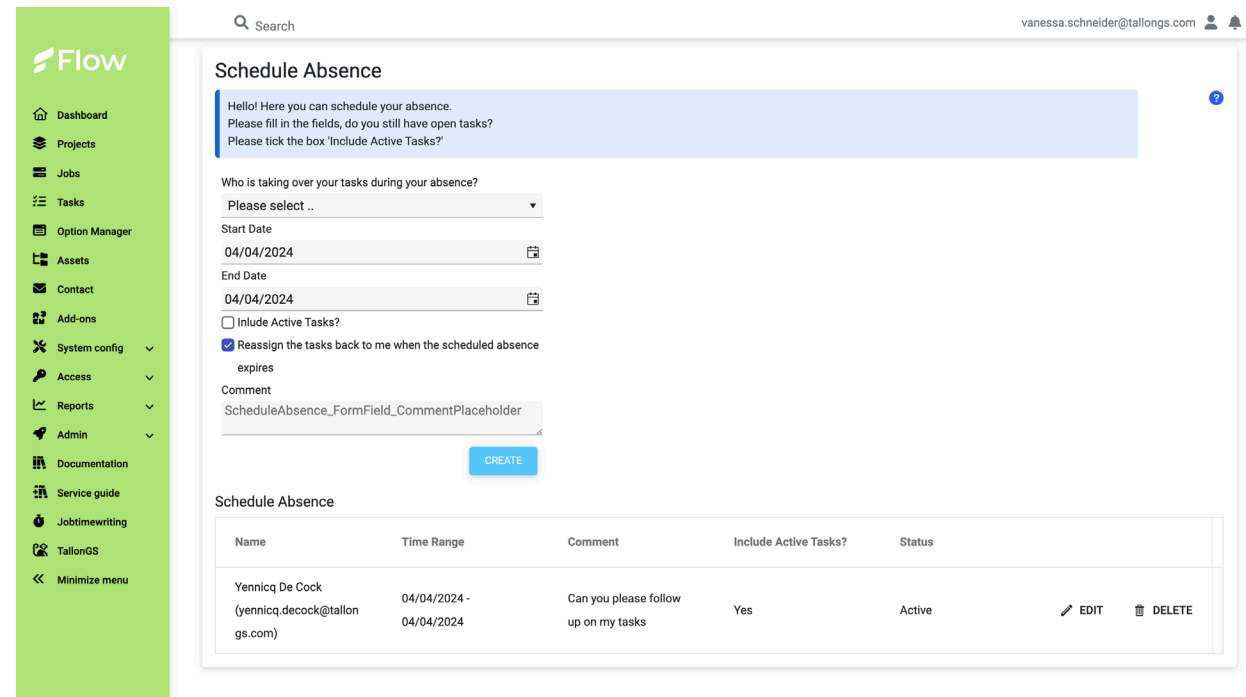
| Actor | Provided Date | Status | Comment |
|----------------|------------------|--------|--------------------------------|
| Yenniq De Cock | 26/03/2024 16:48 | ✖ | validation on this file #10799 |
| Yenniq De Cock | 26/03/2024 16:48 | ✖ | validation on this file #10799 |

Annotations

| Creator | Creation Date | Note |
|----------------------------|---------------|------|
| Geen gegevens beschikbaar. | | |

Flow 24.03: Scheduled absences

- Improved possibilities linked to the management of scheduled absences:
- Reassign tasks to original recipient when expires
- Create & send summary e-mail when a scheduled absence is ended



The screenshot shows the 'Schedule Absence' form in the Flow application. The interface includes a sidebar with navigation options like Dashboard, Projects, Jobs, Tasks, Option Manager, Assets, Contact, Add-ons, System config, Access, Reports, Admin, Documentation, Service guide, Jobtimewriting, TallonGS, and Minimize menu. The main content area has a search bar and a user profile (vanessa.schneider@tallongs.com). The form fields include:

- A welcome message: "Hello! Here you can schedule your absence. Please fill in the fields, do you still have open tasks? Please tick the box 'Include Active Tasks?'"
- A dropdown menu for "Who is taking over your tasks during your absence?" with "Please select .." as the current selection.
- Start Date: 04/04/2024
- End Date: 04/04/2024
- Include Active Tasks?
- Reassign the tasks back to me when the scheduled absence expires
- Comment field with placeholder text: "ScheduleAbsence_FormField_CommentPlaceholder"
- A "CREATE" button.

Below the form is a table listing existing scheduled absences:

| Name | Time Range | Comment | Include Active Tasks? | Status | |
|--|----------------------------|--------------------------------------|-----------------------|--------|-------------|
| Yennicq De Cock (yennicq.decock@tallongs.com) | 04/04/2024 - 04/04/2024 | Can you please follow up on my tasks | Yes | Active | EDIT DELETE |



Vanessa Schneider

Solution Architect & Project Manager

vanessa.schneider@tallongs.com

+33 (0)6 25 41 28 43



Cédric Dauphin

New Business Development

cedric.dauphin@tallongs.com

+32 (0)479 94 82 91

HEADQUARTERS

Hybrid Software Group
Guldensporenpark 18
9820Merelbeke | Belgium
+32 (0)9 329 57 53



www.tallongs.com
www.hybridsoftware.com